

Features

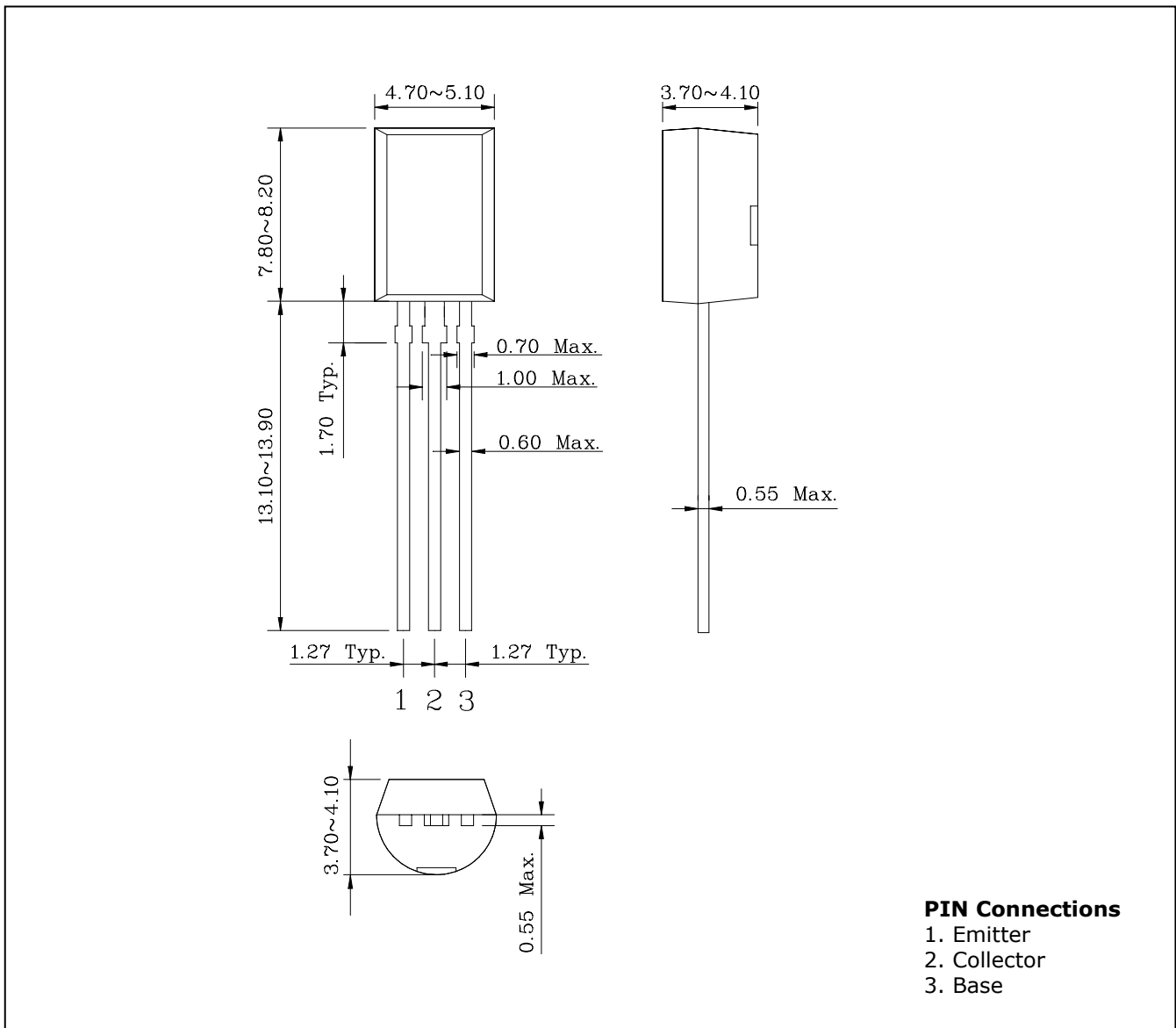
- Low saturation switching application
- Voltage regulator application
- Low saturation : $V_{CE(SAT)}=0.4V$ Max.
- High Voltage : $V_{CEO}=60V$ Min.

Ordering Information

Type NO.	Marking	Package Code
STC401L	STC401L	TO-92L

Outline Dimensions

unit : mm



Absolute maximum ratings

Characteristic	Symbol	Ratings	Unit
Collector-Base voltage	V_{CBO}	80	V
Collector-Emitter voltage	V_{CEO}	60	V
Emitter-base voltage	V_{EBO}	5	V
Collector current	I_C	1	A
Collector dissipation	P_C	1000	mW
Junction temperature	T_j	150	°C
Storage temperature	T_{stg}	-55~150	°C

Electrical Characteristics

Characteristic	Symbol	Test Condition	Min.	Typ.	Max.	Unit
Collector-Base breakdown voltage	BV_{CBO}	$I_C=100\ \mu A, I_E=0$	80	-	-	V
Collector-Emitter breakdown voltage	BV_{CEO}	$I_C=1mA, I_B=0$	60	-	-	V
Emitter-Base breakdown voltage	BV_{EBO}	$I_E=10mA, I_C=0$	5	-	-	V
Collector cut-off current	I_{CBO}	$V_{CB}=60V, I_E=0$	-	-	0.1	μA
Emitter cut-off current	I_{EBO}	$V_{EB}=5V, I_C=0$	-	-	0.1	μA
DC current gain	h_{FE}^*	$V_{CE}=2V, I_C=100mA$	200	-	400	-
		$V_{CE}=2V, I_C=1A$	80	-	-	-
Base-Emitter on voltage	$V_{BE(ON)}$	$V_{CE}=2V, I_C=500mA$	-	-	1.2	V
Collector-Emitter saturation voltage	$V_{CE(sat)}$	$I_C=500mA, I_B=50mA$	-	-	0.4	V
Collector output capacitance	C_{ob}	$V_{CB}=10V, I_E=0, f=1MHz$	-	10	-	pF
Transition frequency	f_T	$V_{CB}=10V, I_C=50mA$	-	160	-	MHz

* h_{FE} rank : 200~400 Only

Electrical Characteristic Curves

Fig. 1 $P_C - T_a$

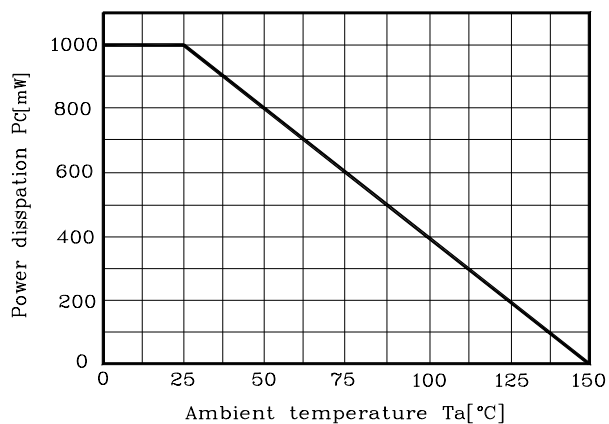


Fig. 2 $V_{CE} - I_C$

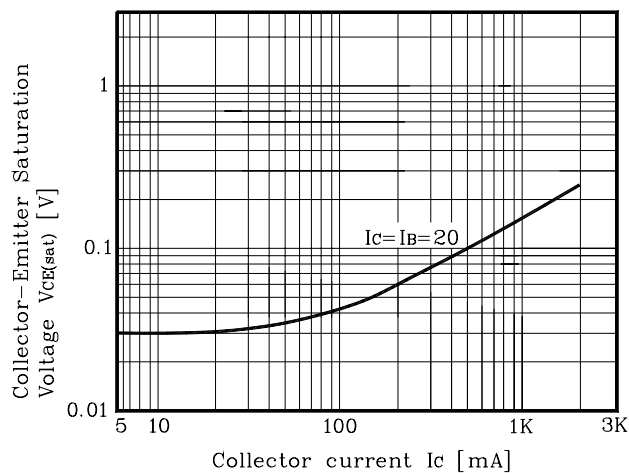


Fig. 3 $h_{FE} - I_C$

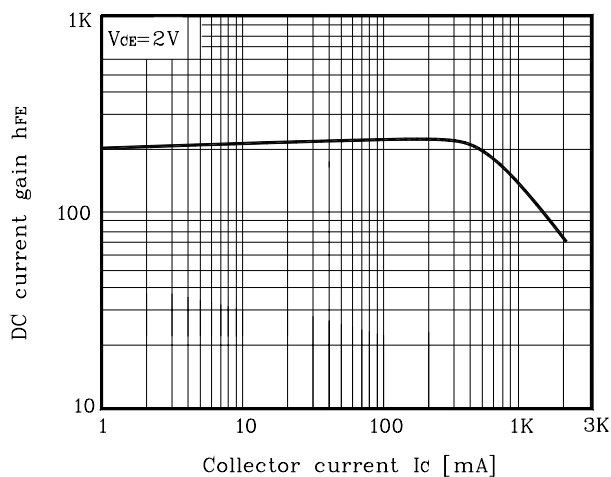


Fig. 4 $C_{ob} - V_{CB}$

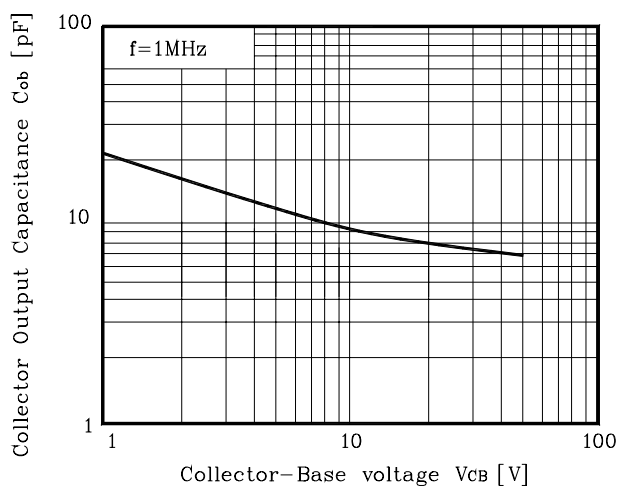


Fig. 5 $I_C - V_{CE}$

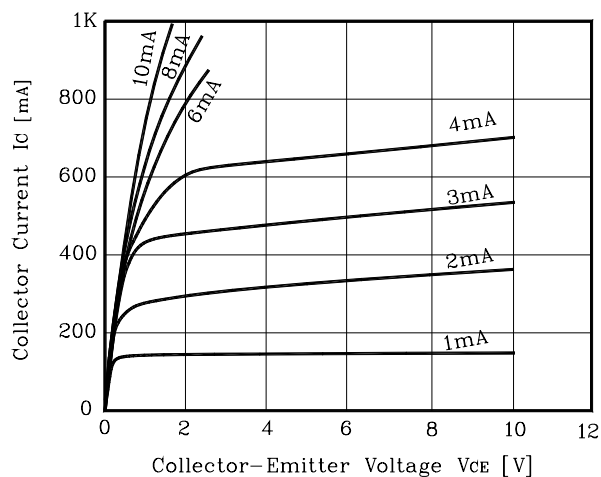
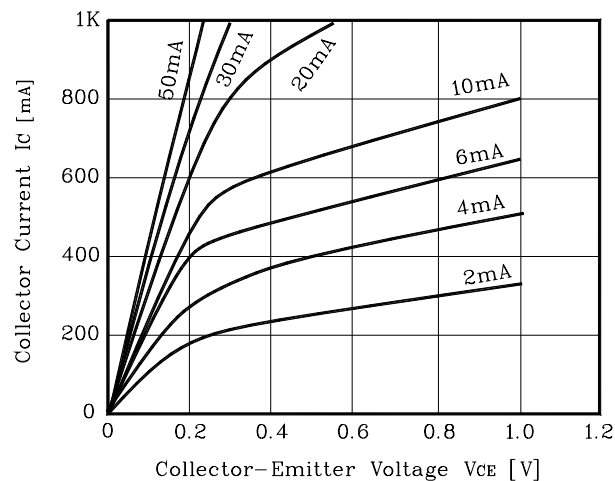
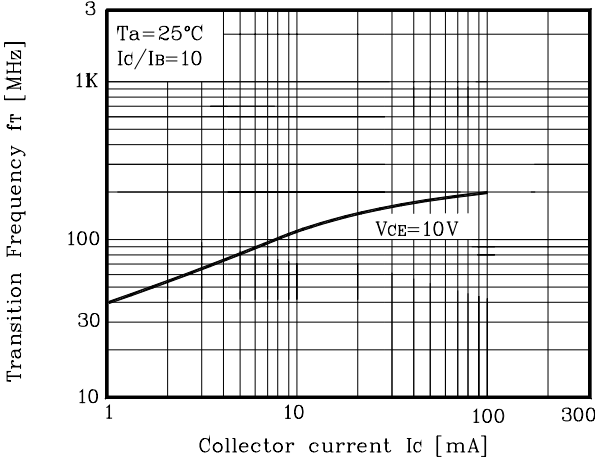


Fig. 6 $I_C - V_{CE}$



Electrical Characteristic Curves

Fig. 7 $f_T - I_C$



These AUK products are intended for usage in general electronic equipments(Office and communication equipment, measuring equipment, domestic electrification, etc.).

Please make sure that you consult with us before you use these AUK products in equipments which require high quality and/or reliability, and in equipments which could have major impact to the welfare of human life(atomic energy control, airplane, spaceship, traffic signal, combustion central, all types of safety device, etc.).

AUK cannot accept liability to any damage which may occur in case these AUK products were used in the mentioned equipments without prior consultation with AUK.