

**Features**

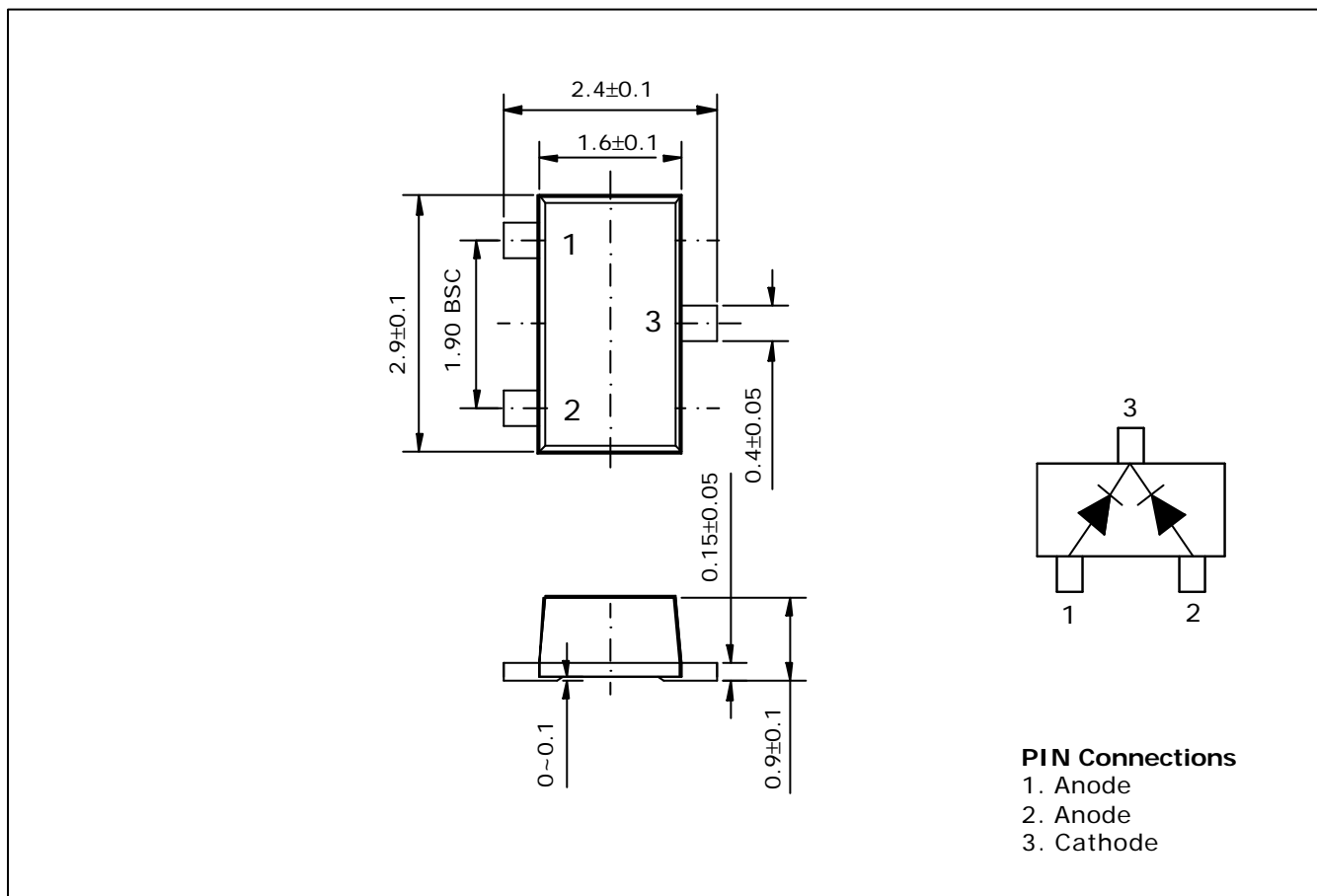
- Low capacitance : Max 0.5pF
- Low series resistance :  $r_s = 3\Omega$  (Typ.) @  $I_F = 10\text{mA}$
- AGC and attenuator diode for VHF/UHF band tuner

**Ordering Information**

Type No.	Marking	Package Code
SDP530WAF	W3K	SOT - 23F

**Outline Dimensions**

unit : mm



**Absolute maximum ratings**

Ta=25°C

Characteristic	Symbol	Ratings	Unit
Continuous reverse voltage	$V_R$	50	V
Forward current	$I_F^*$	50	mA
Junction temperature	$T_j$	150	°C
Storage temperature	$T_{stg}$	-55 ~ 150	°C

\* : Unit ratings. Total rating = Unit rating × 1.5

**Electrical Characteristics**

Ta=25°C

Characteristic	Symbol	Test Condition	Min.	Typ.	Max.	Unit
Reverse voltage	$V_R$	$I_R=10\mu A$	50	-	-	V
Reverse current	$I_R$	$V_R=50V$	-	-	0.1	$\mu A$
Forward voltage	$V_F$	$I_F=50mA$	-	0.95	-	V
Total capacitance	$C_T$	$V_R=50V, f=1MHz$	-	-	0.5	pF
Series resistance	$r_S$	$I_F=0.1mA, f=100MHz$	-	130	-	$\Omega$
		$I_F=1mA, f=100MHz$	-	17	-	$\Omega$
		$I_F=10mA, f=100MHz$	-	3	-	$\Omega$

Electrical Characteristic Curves

Fig. 1  $I_C-T_a$

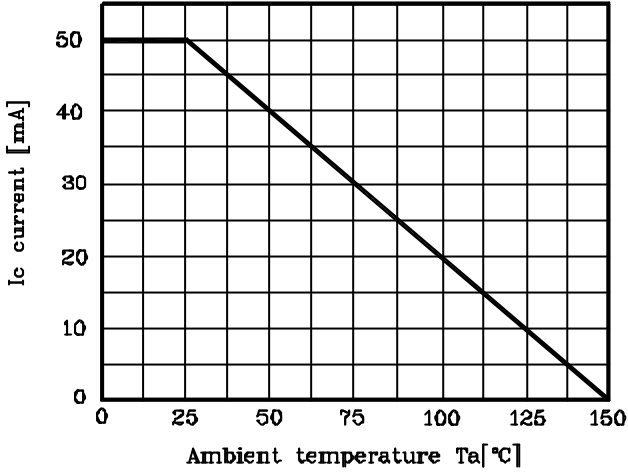


Fig. 2  $I_F-V_F$

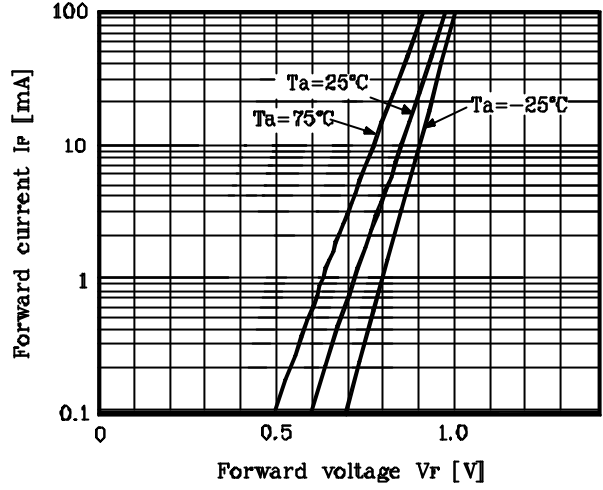


Fig. 3  $C_T-V_R$

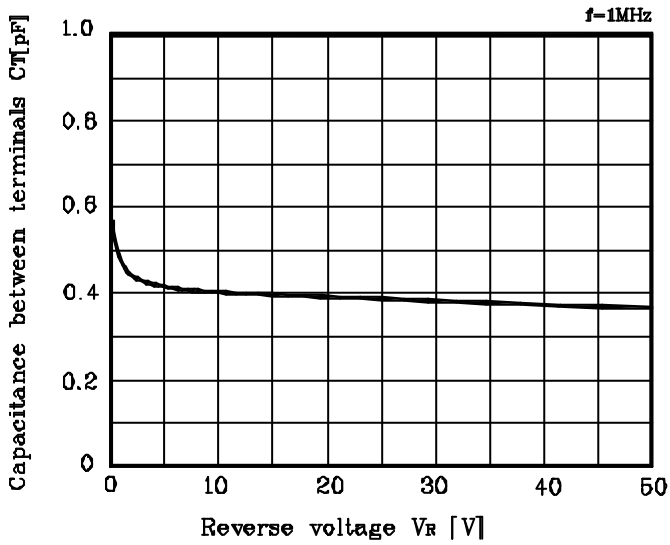


Fig. 4  $r_s-I_F$

