

Features

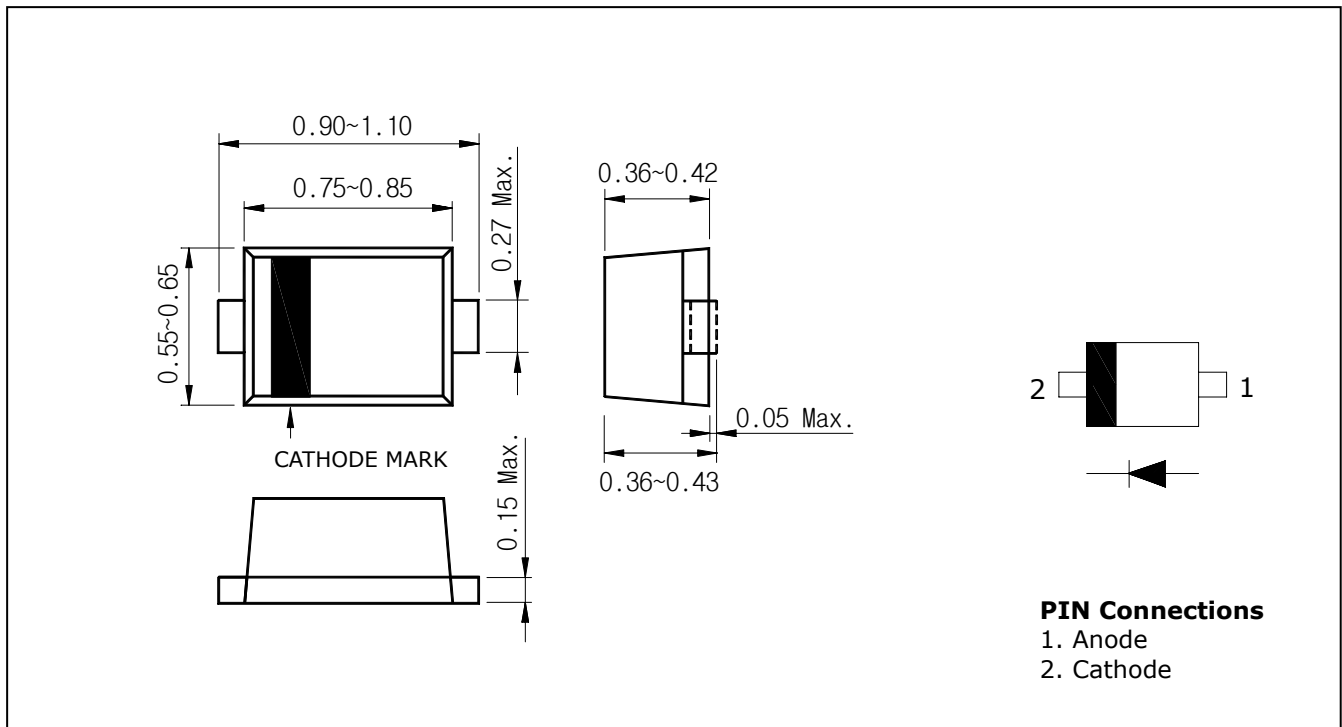
- Extremely small size package: 0.8×0.6×0.4 mm Typ.
- VHF tuner band switch applications.
- Low series resistance : $r_s = 0.9\Omega$ (Max.)
- Low total capacitance : $C_T = 1.2\text{pF}$ (Max.)

Ordering Information

| Type No. | Marking | Package Code |
|----------|---------|--------------|
| ND111 | D | SOD-923 |

Outline Dimensions

unit : mm



Absolute Maximum Ratings

(Ta=25°C)

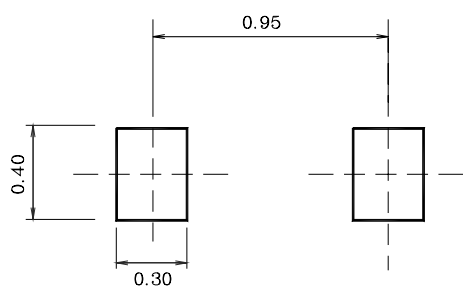
| Characteristic | Symbol | Rating | Unit |
|----------------------------|-----------|-----------|------|
| Continuous reverse voltage | V_R | 30 | V |
| Forward current | I_F | 100 | mA |
| Junction temperature | T_J | 150 | °C |
| Storage temperature range | T_{stg} | -55 ~ 150 | °C |

Electrical Characteristics

(Ta=25°C)

| Characteristic | Symbol | Test Condition | Min. | Typ. | Max. | Unit |
|-------------------|--------|-----------------------------------|------|------|------|---------------|
| Forward voltage | V_F | $I_F=2\text{mA}$ | - | - | 0.85 | V |
| Reverse current | I_R | $V_R=15\text{V}$ | - | - | 0.1 | μA |
| Reverse voltage | V_R | $I_R=1\mu\text{A}$ | 30 | - | - | V |
| Total capacitance | C_T | $V_R=6\text{V}, f=1\text{MHz}$ | - | 0.7 | 1.2 | pF |
| Series resistance | r_S | $I_F=2\text{mA}, f=100\text{MHz}$ | - | 0.5 | 0.9 | Ω |

※ Recommend PCB solder land (Unit : mm)



Electrical Characteristic Curves

Fig. 1 $r_s - I_F$

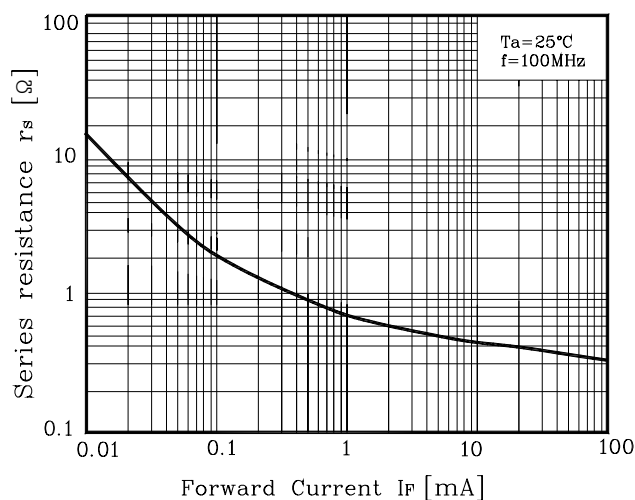


Fig. 2 $C_T - V_R$

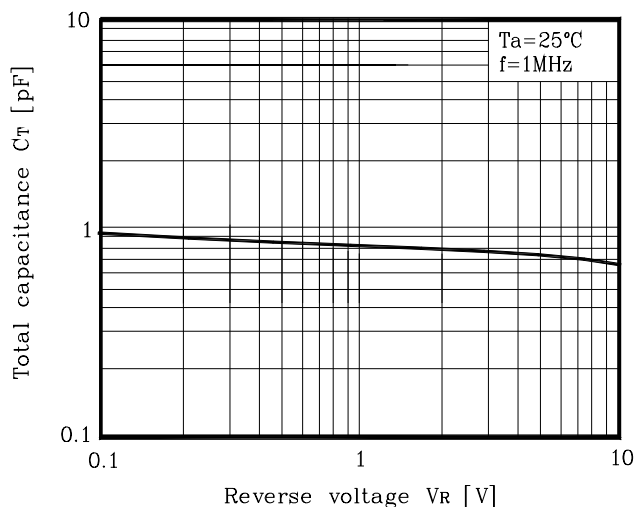


Fig. 3 $I_F - V_F$

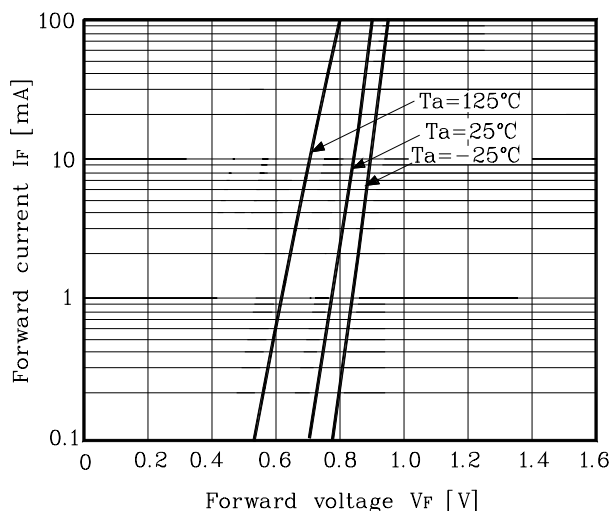
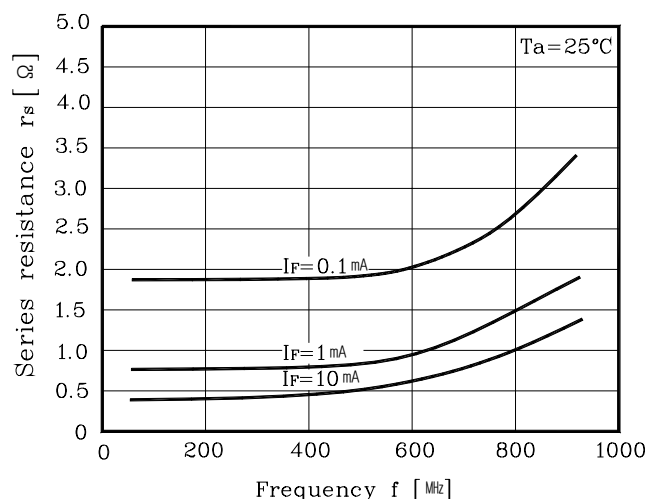


Fig. 4 $r_s - f$



The AUK Corp. products are intended for the use as components in general electronic equipment (Office and communication equipment, measuring equipment, home appliance, etc.).

Please make sure that you consult with us before you use these AUK Corp. products in equipments which require high quality and / or reliability, and in equipments which could have major impact to the welfare of human life(atomic energy control, airplane, spaceship, transportation, combustion control, all types of safety device, etc.). AUK Corp. cannot accept liability to any damage which may occur in case these AUK Corp. products were used in the mentioned equipments without prior consultation with AUK Corp..

Specifications mentioned in this publication are subject to change without notice.