

Features

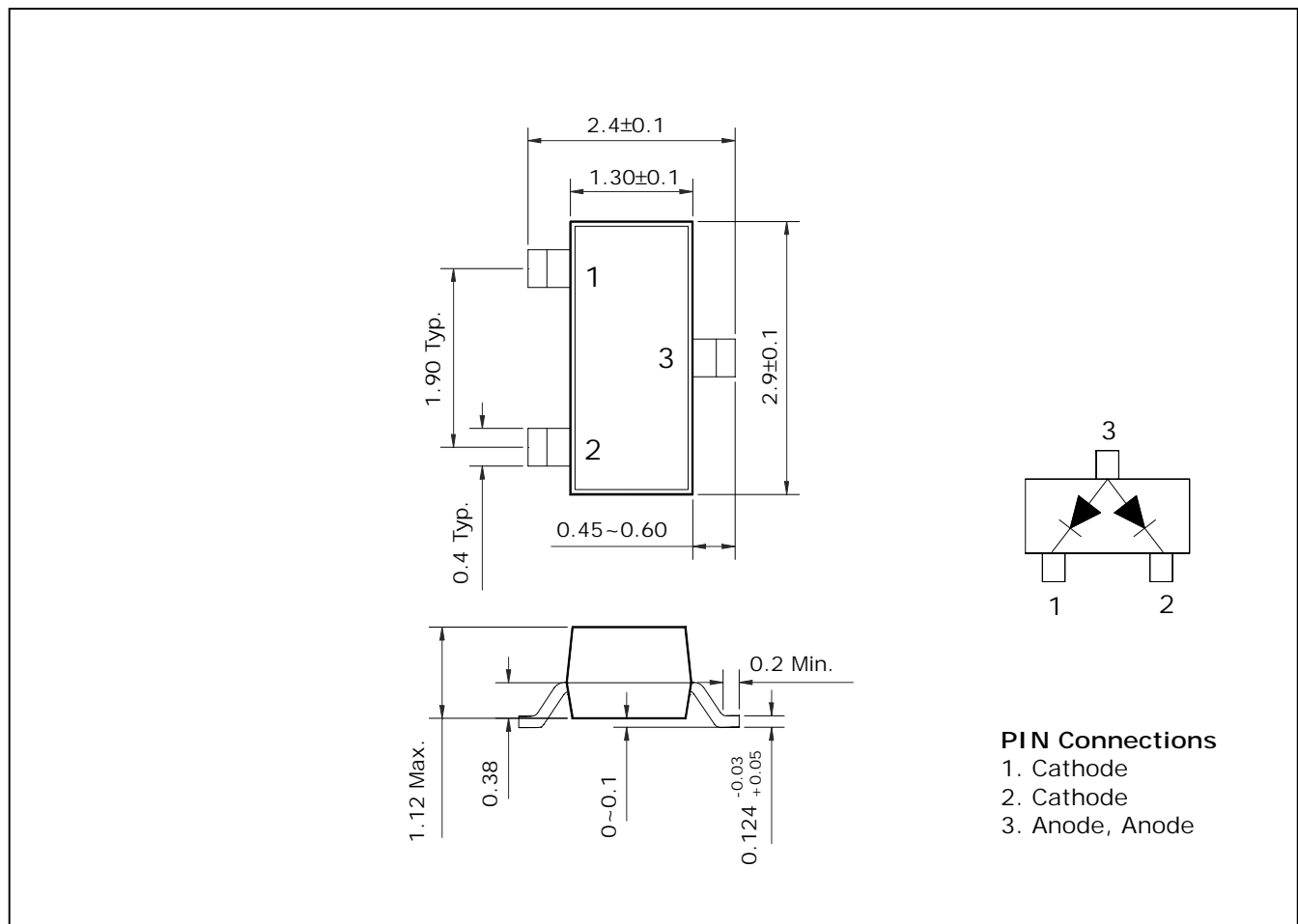
- Low power rectified
- Silicon epitaxial type
- High reliability

Ordering Information

Type No.	Marking	Package Code
SDB310WA	DB2	SOT-23

Outline Dimensions

unit : mm



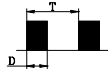
Absolute maximum ratings

Ta=25°C

Characteristic	Symbol	Ratings	Unit
Reverse voltage	V_R	30	V
Repetitive peak forward current	I_{FRM}^*	0.5	A
Forward current	I_F	0.2	A
Non-repetitive peak forward current(10ms)	I_{FSM}	2	A
Power dissipation	P_D	150	mW
Junction temperature	T_j	150	°C
Storage temperature	T_{stg}	-55 ~ 150	°C

* : $\delta = D/T = 0.33$

(T<1S)



* : Unit ratings. Total rating=Unit rating×1.5

Electrical Characteristics

Ta=25°C

Characteristic	Symbol	Test Condition	Min.	Typ.	Max.	Unit
Forward voltage 1	$V_{F(1)}$	$I_F=10mA$	-	-	0.4	V
Forward voltage 2	$V_{F(2)}$	$I_F=30mA$	-	-	0.5	V
Reverse current	I_R	$V_R=30V$	-	-	1	μA
Total capacitance	C_T	$V_R=1V, f=1MHz$	-	-	10	pF
Reverse recovery time	t_{rr}	$I_F= I_R=10mA, I_{RR}= 1mA, R_L=100\Omega$	-	-	5	ns

Electrical Characteristic Curves

Fig. 1 I_F - V_F

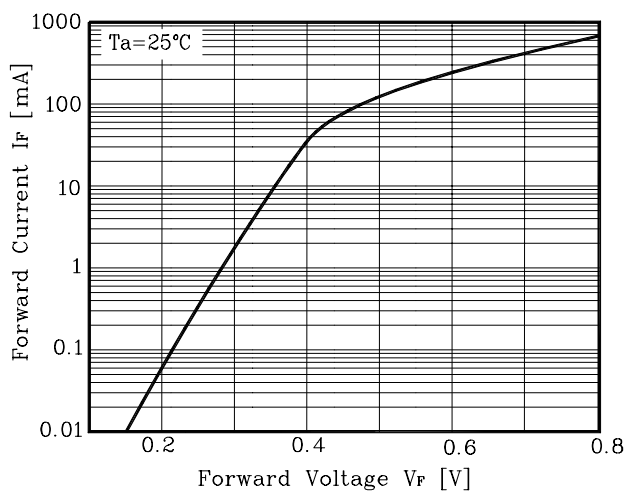


Fig. 2 I_R - V_R

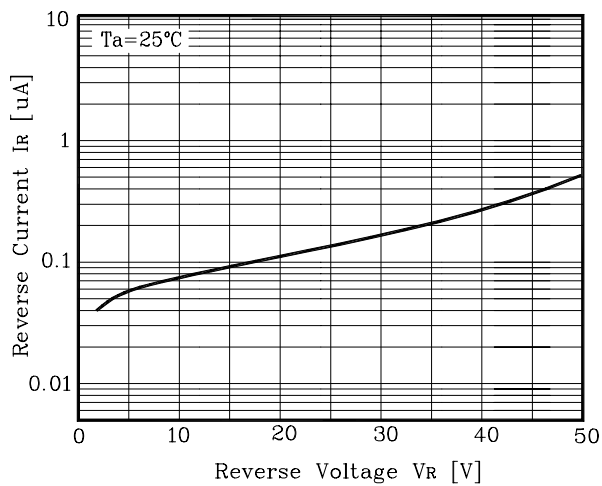


Fig. 3 C_T - V_R

